

Demystifying Labeling for Textiles in the RMWG Sale

Meeting the Federal Trade Commission requirement for labeling textiles is easy once you know the steps:

Step 1: All textiles need a hangtag with:

- Fiber Content (in percentages)
- Country of Origin (of fiber used in item)
- Care instructions (dry clean or washing instructions)

Step 2: All garments need a sewn in label with **Care Instructions** in addition to the hangtag above

STEP 1 FOR ALL TEXTILES

1. Fiber Content

The different types of fibers must be identified in descending order by weight. If there is less than 5% of a fiber, it can be listed as "Other Fiber."

- Acceptable: "65% Wool, 35% Silk"
- Not Acceptable: "Silk and Wool" or "35% **SILK**, 65% wool." Fonts, letter size or writing style cannot be used to highlight a particular fiber.

TIP: refer to the FTC webpage for "Threading Your Way Through the Labeling Requirements Under the Textile and Wool Acts" for information about how to list specific types of fibers such as specialty wools, other specialty fibers, trademarked fibers, linings and trims at <https://www.ftc.gov/business-guidance/resources>.

2. Country of Origin

List where the materials in the item are from. You only have to go back one step in the manufacturing process. You may only use "Made in the USA" if you've made the item with materials from the United States.

- Acceptable: "Made in the USA from yarn made in Italy" or "yarn made in Italy" or "Yarn: Italy"
- Not Acceptable: "Made in the USA with imported fibers"

3. Care Instructions

The care instructions must include at least one method of cleaning.

Dry Cleaning –If dry cleaning is the preferred care method, but there is an acceptable washing method (even if you don't list it), use "Dry Clean" rather than "Dry Clean Only." "Dry Clean Only" should only be used if washing would damage the item. List any restrictions such as type of solvent or process.

Washing Instructions must address five components below. If a washing component is not listed, the assumption is that the harshest process can be used. In some cases, a component can be left off if there is no expectation it would be needed under normal use of the product. For example, socks are not normally ironed, so directions for ironing can be omitted.

1. Washing method - hand or machine and temperature of water
2. Drying method –machine(with setting) or air (flat or hanging)
3. Bleach – list if no bleach is allowed or if only non-chlorine bleach is allowed
4. Ironing – list if no ironing is allowed or if specific setting is required
5. Warnings – list if needed, e.g. "Wash with like colors"

- Acceptable: "Machine wash warm, Air dry flat, No bleach, Cool iron if needed."
- Not Acceptable: "Machine wash and dry" unless it can be bleached, washed in hot water, dried and ironed on high temperature settings

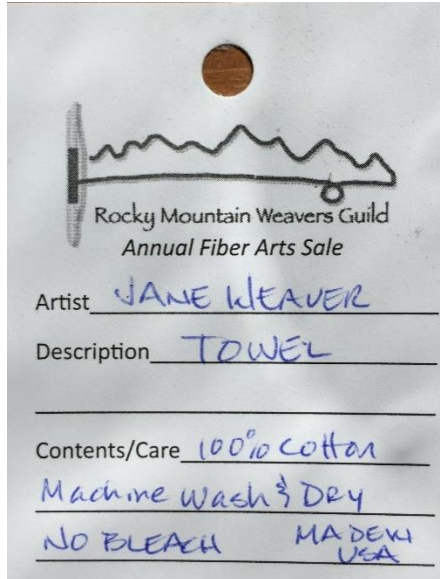
Putting It All Together

The new guild-generated price tag will not have the fiber content/content/country of origin information printed on it. The required information can be accommodated on an artist tag that can be handwritten or printed. Or use the old guild hangtags which have been cut above the price line. Ask the Sale Committee at sale@RMWG.org for the old tags. See the next page for hangtag examples and ideas.

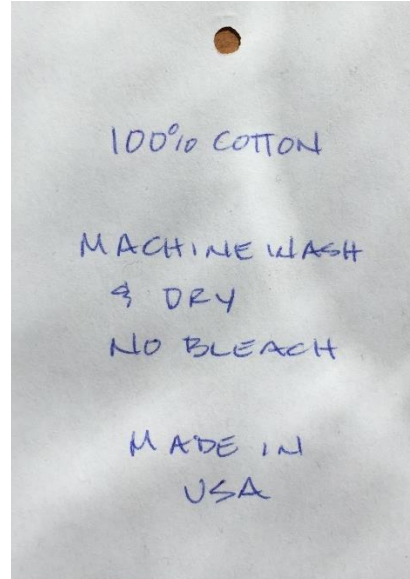
Hangtag Examples and Ideas

Blank fill-in tag (old hangtags cut above the price line)

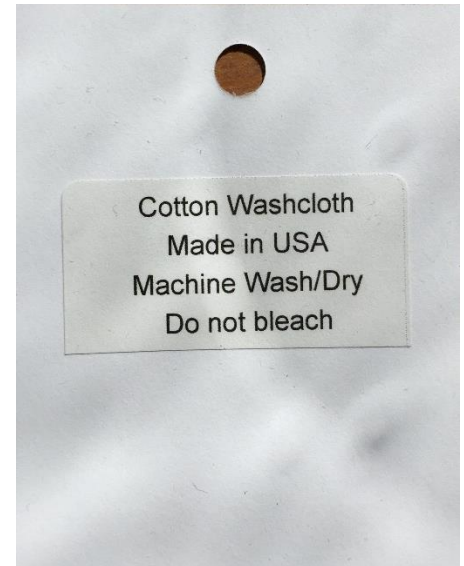
Ask Sale Chair for blank tags



Handwritten tag



Printed label on back of separate tag or business card



Other Ideas:

Use artist's business cards with fiber content/care on back

Print fiber content/care on cardstock and cut to size

STEP 2 FOR GARMENTS

A sewn-in label is required in all textile garments that are worn to cover or protect the body, including all clothing, scarves, shawls, socks, wool hats and wool gloves. Handkerchiefs, belts, shoes, slippers, gloves and hats (unless made from wool) do not need a sewn-in label. Only one item of a pair of items always sold together must have the sewn-in care label. The sewn-in care label may also list the fiber contents, **but this is not required.**

Standard care labels to be sewn into garments are available from the Sale Committee for a small charge. Several on-line companies have selections of standard labels. Custom labels are also available online.

The sewn-in label should have the same care information as the hangtag.

The hangtag may list multiple care methods as alternatives to the main method listed on the sewn-in label.

- Acceptable: Sewn-in label "Dry Clean," Hangtag "Dry Clean or Hand wash warm, hang to dry, no bleach, warm iron"
- Not Acceptable: Sewn-in label "Dry Clean Only," Hangtag "Dry Clean or Hand wash warm, hang to dry, no bleach, warm iron" ("Dry Clean Only" means there is no acceptable washing method.)

QUESTIONS?

Email sale@RMWG.org and the Sale Committee will help you. We're happy you have items for the sale and we want to make the tagging and labeling process as simple as possible.

Refer to the FTC webpage for "Threading Your Way Through the Labeling Requirements Under the Textile and Wool Acts" for more detailed information and exceptions to the labeling requirements at <https://www.ftc.gov/business-guidance/resources>